

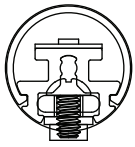


PROJECT

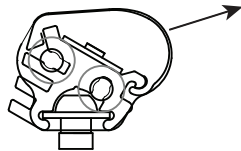
FIXTURE TYPE

The GLS Flex Cove is a revolutionary product series that creates a small profile cove capable of being field curved in order to follow complex shapes and designs. The GLS Flex Cove provides a clean and consistent architectural detail that allows for easy installation of indirect linear LED fixtures.

**LUMINAIRES**

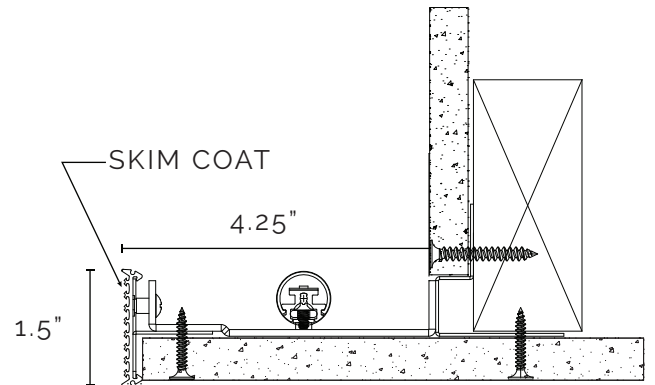


**BAR SYMMETRIC**



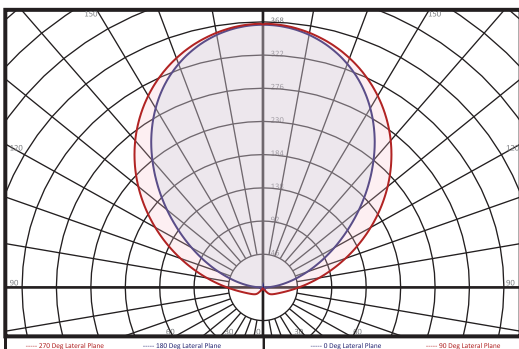
**ASYMMETRIC**

**TECHNICAL DRAWING**

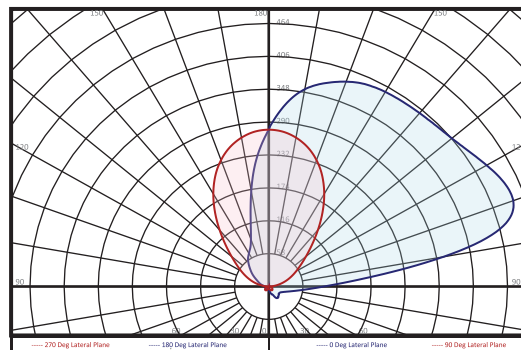


**PHOTOMETRICS**

**BAR SYMMETRIC**



**ASYMMETRIC**



PAT. 10,295,132

## FEATURES

### output

low output: 3w per foot 360 lumens per foot  
mid output: 6w per foot 700 lumens per foot  
high output: 9w per foot 1030 lumens per foot

### optics

frosted acrylic lens

### curve requirements

fixture can be installed in straight runs or in complex curves with minimum radius of 18"  
smaller radius can be provided through fixed assemblies

### installation

cove framing system installed with sheet rock, corner bead (optional) and skim coat before light fixture installation. LED fixtures snap on to mounting posts in cove framing,

### materials

aluminum flexible cove framing system, flexible continuous face plate for skim coat, extruded aluminum LED fixture

### driver

remote 120-277v driver with 0-10V dimming controls provided as standard, alternates can be specified

### options

90° inside and outside corner kits and soft radius corner kits available  
2000K, 2200K, 2400K available on request  
consult factory for modification requests

### certifications

cUL Listed, JA8 Available, Made in the USA

### INSTALLATION INSTRUCTIONS

## ORDERING

### FRAMING

GLS-FLEX-4SQ

### FRAMING OPTIONS

ICK - inside corner kit  
OCK - outside corner kit  
ICKR - inside corner kit - round  
OCKR - outside corner kit - round  
XX' - custom radius\*  
\* for any radius smaller than 4'-0"

### SPECIALTY OPTIONS

RGB (5W) symmetric only  
RGBW (7W) symmetric only  
DIM TO WARM - 2200K-3000K (6W)  
COLOR TUNING - 20/27, 20/30, 27/40, 27/55 (1.5W, 2.5W, 4W)  
JA8

CONTACT FACTORY FOR WATTAGES AVAILABLE IN SPECIALTY OPTIONS

EXAMPLE  
GLS-FLEX-4SQ BAR-3-0-10V-30K

### LUMINAIRE

BAR - symmetric output  
ASY - asymmetric output

### OUTPUT

3 - 3w per foot output  
6 - 6w per foot output  
9 - 9w per foot output

### CONTROL

0-10V - 0-10V dimming (10%) OTHER - consult factory  
1% - 0-10V dimming (1%) POE - specify POE controller  
PEQ - Hi-Lume Premier 0.1% SOFTB DMX - DMX decoder  
ATHENA - RF 1% static white or color tuning

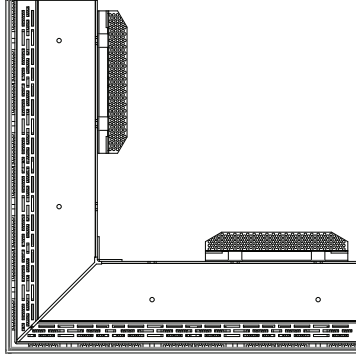
### COLOR TEMPERATURE

27K - 2700K 35K - 3500K  
30K - 3000K 40K - 4000K

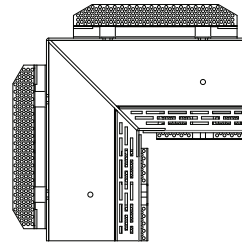
PAT. 10,295,132

**FEATURES**

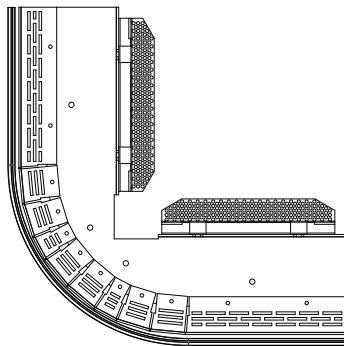
**OUTSIDE CORNER - OCK**



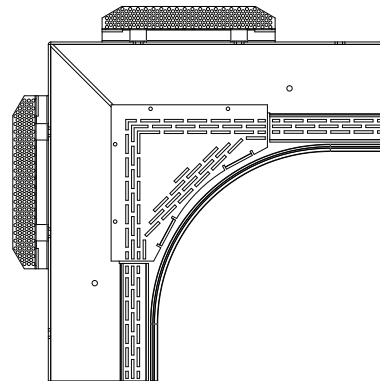
**INSIDE CORNER - ICK**




**ROUND OUTSIDE CORNER - OCKR  
6" RADIUS**



**ROUND INSIDE CORNER - ICKR  
6" RADIUS**



**PLAN VIEW**



**DRIVER BOX  
12"x6"x2"**

