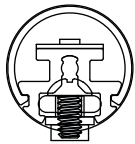
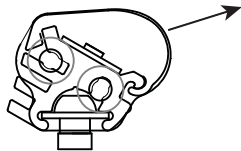
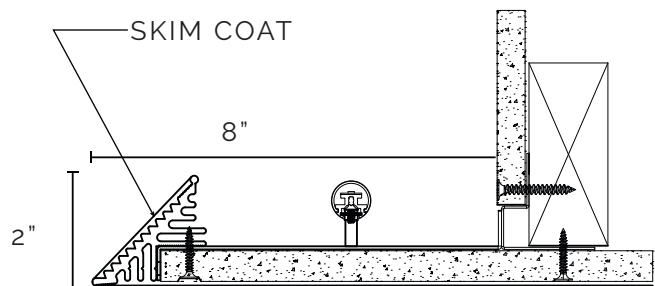
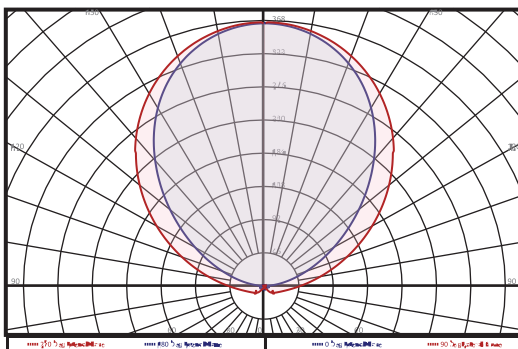
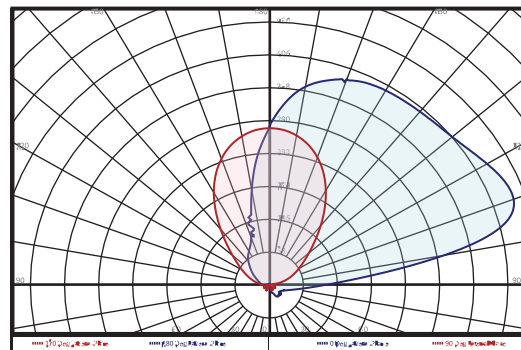


PROJECT

FIXTURE TYPE

The GLS Knife Edge Flex Cove is a revolutionary product series that creates a modern knife edge cove capable of being field curved in order to follow complex shapes and designs. The GLS Knife Edge provides a clean and consistent architectural detail that allows for limitless design applications and easy installation of indirect linear LED fixtures.

LUMINAIRES
TECHNICAL DRAWING

BAR SYMMETRIC

ASYMMETRIC

PHOTOMETRICS
BAR SYMMETRIC

ASYMMETRIC


PAT. 10,295,132



FEATURES

output

low output: 3w per foot 360 lumens per foot
mid output: 6w per foot 700 lumens per foot
high output: 9w per foot 1030 lumens per foot
95+ CRI

optics

frosted acrylic lens

curve requirements

fixture can be installed in straight runs or in complex curves. framing system is dynamically flexible down to a 6" minimum radius.

installation

cove framing system installed with sheet rock, tape and skim coat before light fixture installation. LED fixtures snap on to mounting posts in cove framing,

materials

aluminum flexible cove framing system, flexible continuous face plate for skim coat, extruded aluminum LED fixture

driver

remote 120-277v driver with 0-10V dimming controls provided as standard, alternates can be specified

options

adjustable mounting clip (ASY only)
90° inside and outside corners (straight or curved)
2000K, 2200K, 2400K available on request
consult factory for modification requests

certifications

cULus Listed, JA8 or damp available, Made in the USA

INSTALLATION INSTRUCTIONS

ORDERING

FRAMING GLSKE

STRAIGHT FLEX

STR - straight profile
FLEX - flexible profile

FRAMING OPTIONS

ICK - inside corner kit
OCK - outside corner kit
ICKR - inside corner kit - round
OCKR - outside corner kit - round
XX' - custom radius*

* for any radius smaller than 18"

SPECIALTY OPTIONS

RGB (5W) symmetric only
RGBW (7W) symmetric only
DIM TO WARM - 1900K-3000K (6W)
TUNABLE WHITE - 20/27, 20/30, 27/40, 27/55 (1.5W, 2.5W, 4W)
JA8

CONTACT FACTORY FOR WATTAGES AVAILABLE IN SPECIALTY OPTIONS

EXAMPLE

GLSKE-FLEX BAR-3-0-10V-30K

LUMINAIRE

BAR - symmetric output
ASY - asymmetric output

OUTPUT

3 - 3w per foot output
6 - 6w per foot output
9 - 9w per foot output

CONTROL

0-10V - 0-10V dimming (1%) OTHER - specify
PEQ - Hi-Lume Premier 0.1% SOFTB POE - specify POE controller
LUTRON - ATHENA RF 1% dimming (static white / tunable white)
PHASE/0-10V - 0.1% dimming DMX - DMX decoder

COLOR TEMPERATURE

27K - 2700K 35K - 3500K
30K - 3000K 40K - 4000K

PAT. 10,295,132