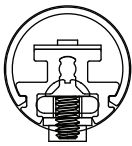


PROJECT

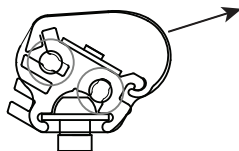
FIXTURE TYPE

The GLS Flex Cove Ring is a revolutionary product series that creates a small profile cove capable of being field curved into any radius circle. The GLS Flex Cove provides a clean and consistent architectural detail that allows for easy installation of indirect linear LED fixtures.

**LUMINAIRES**

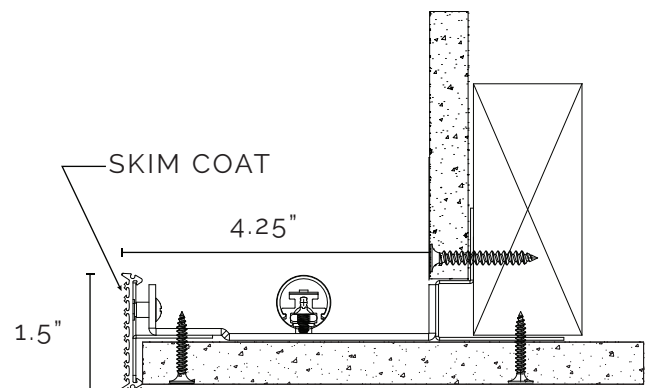


**BAR SYMMETRIC**



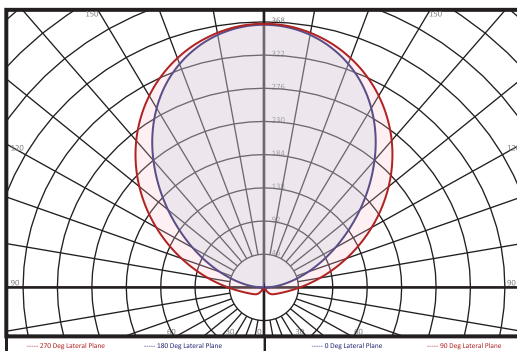
**ASYMMETRIC**

**TECHNICAL DRAWING**

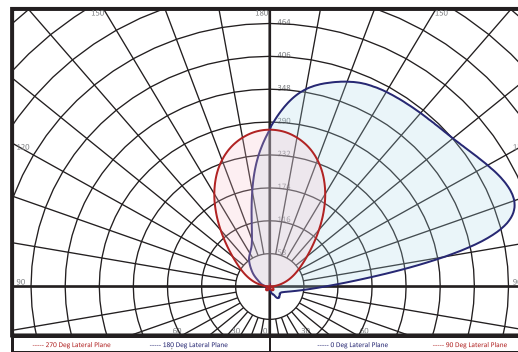


**PHOTOMETRICS**

**BAR SYMMETRIC**



**ASYMMETRIC**



PAT. 10,295,132

## FEATURES

### output

low output: 3w per foot 360 lumens per foot  
 mid output: 6w per foot 700 lumens per foot  
 high output: 9w per foot 1030 lumens per foot  
 95+ CRI

### optics

frosted acrylic lens

### curve requirements

fixture can be installed in any radius larger than 18"

### installation

cove framing system installed with sheet rock, corner bead (optional) and skim coat before light fixture installation. LED fixtures snap on to mounting posts in cove framing,

### materials

aluminum flexible cove framing system, flexible continuous face plate for skim coat, extruded aluminum LED fixture

### driver

remote 120-277v driver with 0-10V dimming controls provided as standard, alternates can be specified

### options

90° inside and outside corner kits and soft radius corner kits available  
 2000K, 2200K, 2400K available on request  
 consult factory for modification requests

### certifications

cUL Listed, JA8 Available, Made in the USA

## INSTALLATION INSTRUCTIONS

## ORDERING

### FRAMING

GLS-RING-4SQ

### RADIUS

2'	4'	6'	8'
10'	12'	14'	16'
18'	20'	22'	24'
26'	28'	40'	50'

XX' - custom radius

### FRAMING OPTIONS

IN - inward facing illumination  
 OUT - outward facing illumination

### SPECIALTY OPTIONS

RGB (5W) symmetric only  
 RGBW (7W) symmetric only  
 DIM TO WARM - 2200K-3000K (6W)  
 COLOR TUNING - 20/27, 20/30, 27/40, 27/55 (1.5W, 2.5W, 4W)  
 JA8

CONTACT FACTORY FOR WATTAGES AVAILABLE IN SPECIALTY OPTIONS

EXAMPLE  
 GLS-RING-4SQ-4'-IN BAR-3-0-10V-30K

### LUMINAIRE

BAR - symmetric output  
 ASY - asymmetric output

### OUTPUT

3 - 3w per foot output  
 6 - 6w per foot output  
 9 - 9w per foot output

### CONTROL

0-10V - 0-10V dimming (10%) OTHER - consult factory  
 PEQ - Hi-Lume Premier 0.1% SOFTB POE - specify POE controller  
 ATHENA - RF 1% static white or tunable white  
 DMX - DMX decoder

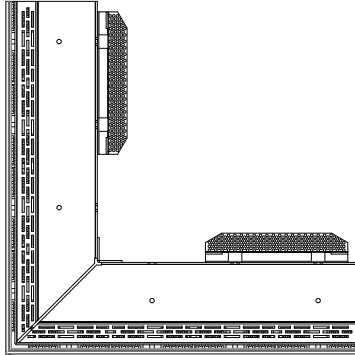
### COLOR TEMPERATURE

27K - 2700K 35K - 3500K  
 30K - 3000K 40K - 4000K

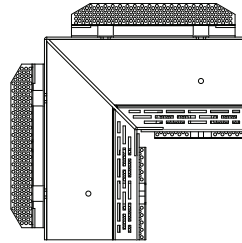
PAT. 10,295,132

**FEATURES**

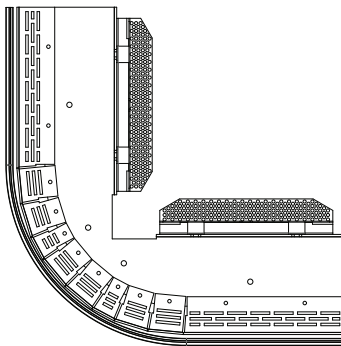
**OUTSIDE CORNER - OCK**



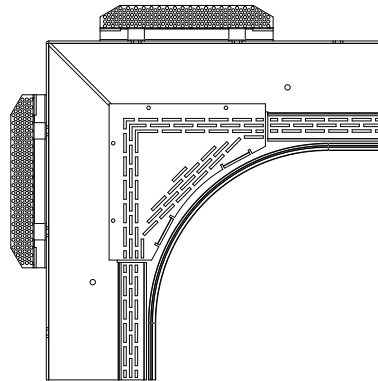
**INSIDE CORNER - ICK**




**ROUND OUTSIDE CORNER - OCKR  
6" RADIUS**



**ROUND INSIDE CORNER - ICKR  
6" RADIUS**



**PLAN VIEW**



**DRIVER BOX  
12"x6"x2"**

